



# SSP Technologies

## V8 QUICK START GUIDE



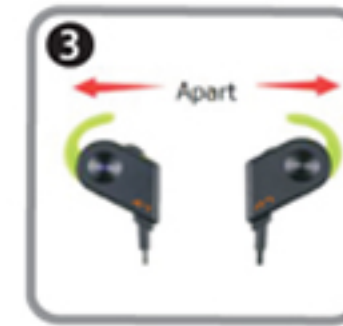
### Step 1: How to Power on/Power off



Now headset is in standby status.

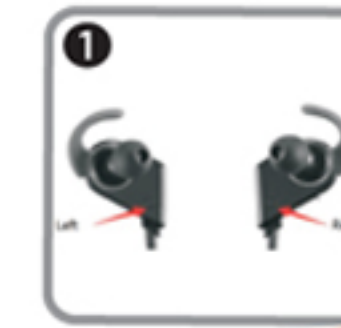


Headset power off



Headset power on

### Step 2: How to wear



L for Left ear  
R for Right ear

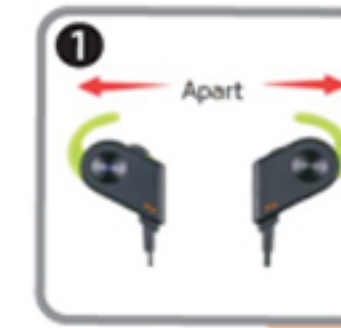


Put the line behind the neck to avoid falling down.



Adjust the earphone to a comfortable position.

### Step 3: How to pair and use



Headset enters into power on and pairing status. You will hear "Power on" "Pairing". Open mobile phone's searching function and find V8 in the list. Click to connect.



When you hear the voice speak out "Connected", then the headset is paired successfully.



Long press for volume adjustment. Short press for music streaming. Press multi-functional key for pause/play and pick up/hang up the phone call.



SSP Technologies



एक कदम स्वच्छता की ओर

#### Address:

Block B 504, Shreeji Building, Old Mumbai Pune Road, Thane - 400605.

#### For comments/feedback/complaints:

Write to Customer Service Manager at the above address.

Call on: +91- 8356869426

E-mail to: info@sspelectronics.in

Website: www.sspelectronics.in

#### Max. Retail Price:

(Inclusive of all taxes)

#### Product Serial Number:

After purchase, register your product on our website to avail warranty period.\*

\* Physical damage by mishandling or water immersion is not covered by the warranty.

### Step 4: How to use secure fit ear cushions



L for Left, R for Right. Please notice the directions of the ear cushions.



Put the ear cushions around the cup.




Put the headset in the ear.



Push the ear cushions towards and into the ear.



Completed



Wrong directions of the ear cushions.

### Step 5: How to use the cable locker



Put the locker at the end of the cable. Headset keeps powering off status.



Adjust the cable to be shorter or longer by moving the cable locker to different positions.



Three sizes of secure fit ear cushions are included. The correct size for your ears will be the ones which fit snugly into the top of your ears.